

NUMBERS AND TRANSPARENCY



Transparency is one of our priority values and this is the reason why the complete audit reports that present the foundation annual accounts are published and available on our website.

Our annual accounts have been audited by the firm Auditia Iberia Auditores, S.L.P.

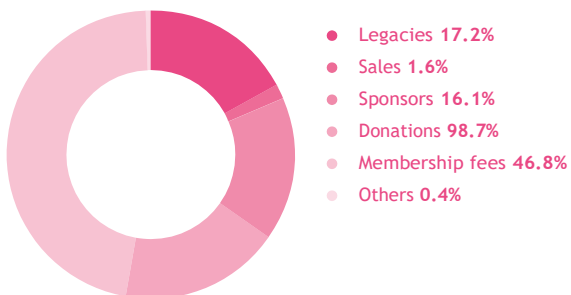
The annual accounts are deposited in the Ministry of Culture and Sport. On April 30, 2021, the remainder was received.

On April 30, 2021, after dissolving and liquidating of the JAL Association, its remainder was received. This bequest was accepted that same day and as agreed by the Board of Trustees, it was allocated to projects to be carried out in the following financial year.

The Board of Trustees itself would like to explicitly thank the members of the JAL Association for trusting Mumbai Smiles.

This year the accounts of Mumbai Smiles show a total of earnings of €173,655.

TOTAL INCOME 1,233,767€

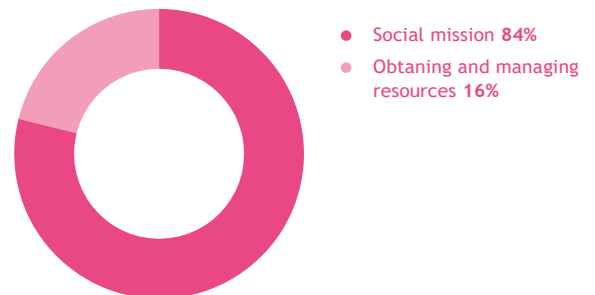


In this financial year, the Foundation's income has reached €1,233,767.

Such substantial increase, when compared to previous years, is due to the legacy received from the JAL Association. The increase is also embraced in the Balance Sheet.

98% of all funds received come from private funds. The rest is raised through sales and Financial income. In this financial year, no public funds were received.

TOTAL EXPENSES 1,060,112€



This year, the expenses necessary to cover the effects of COVID-19, mainly in Mumbai, were very high, as the needs were colossal.

FINANCIAL STATEMENTS

Assessment of the situation (in Euros)

Assets	2021-22	2020-21
Non-current asset	346,452	288,714
Current asset	1,694,735	587,607
Total	2,041,187	876,321

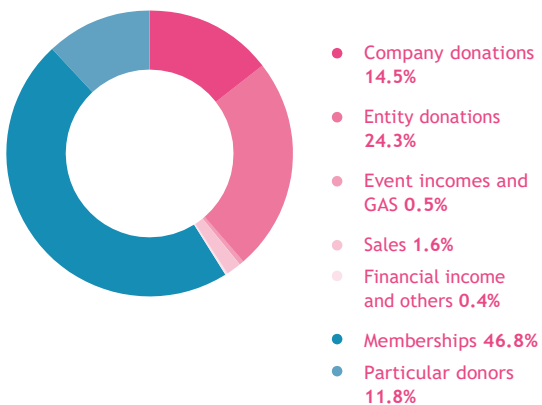
Equity and debt	2021-22	2019-20
Equity	1,983,740	813,296
Non-current liabilities		9,904
Current liabilities	57,447	53,121
Total	2,041,187	876,321

FINANCIAL STATEMENTS

Profit and Loss Account (in Euros)

Profit and Loss	2021-22	%	2020-21	%
Income				
Income from own activity	996,858	81%	794,885	99%
Collaborating Partner Fees	577,667	47%	578,999	72%
Income from promotions, sponsors and collaborations	198,396	16%	52,554	7%
Subsidies, donations and bequests allocated to the surplus for the year	220,795	18%	163,332	20%
Sales	19,456	2%	9,244	1%
Grants, donations and legacies of capital transferred to the surplus of the year	212,104	17.2%	1,064	0.1%
Financial income and other income	5,349	0.43%	179	0.02%
Total income	1,233,767		805,372	
Expenses				
Social mission expenses	888,902	84%	592,680	79%
Resource hiring and management	171,210	16%	158,716	21%
Total expenses	1,060,112		751,396	
Surplus/deficit	173,655		53,976	

SOURCE OF INCOME



PROJECT EXPENSES

