

NUMBERS AND TRANSPERANCY



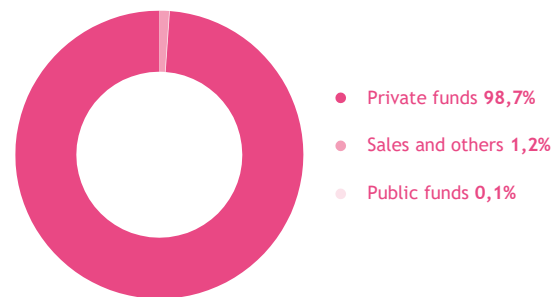
Transparency is one of our values and therefore, the complete audit reports with the annual accounts are published and are available on our website.

Our accounts have been audited by the firm Auditia Iberia Auditores, S.L.P.

The annual accounts are deposited in the Ministry of Culture and Sport.

This year the accounts of the Mumbai Smiles reflects earnings of €53,975.71.

TOTAL INCOME €805,372

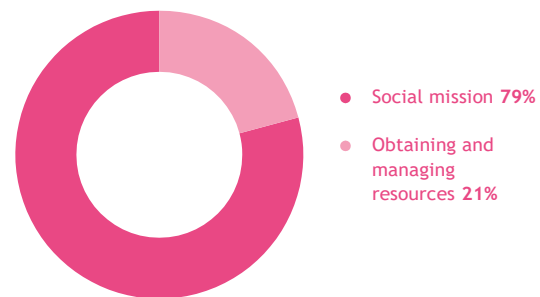


In this financial year, the Foundation's income has reached €805,372. Private funds account for 98.7% of the total.

The rest is income obtained from the sale of products as well as other income, 1.2% and income from the public sector that is token, being only 0.1%.

The largest and most important source of these private funds is the one that comes to us through the fees of the collaborating partners and they represent 72% of the total income, specifically €578,999.

TOTAL EXPENSES €751,396



Of every 100 euros, 79 have been allocated to the Mumbai Smiles mission, and the rest to obtaining and managing resources.

FINANCIAL STATEMENTS

Balance sheet (in Euros)

Active	2020-21	2019-20
Non-current assets	288,714	292,505
Current Active	587,607	472,457
Total	876,321	764,962

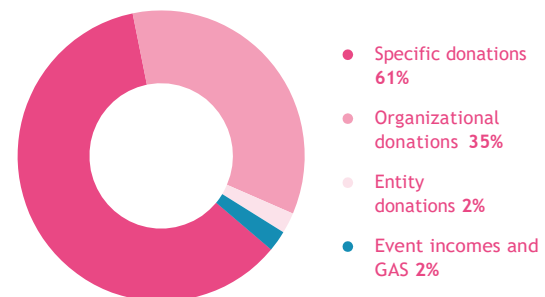
Equity and liabilities	2020-21	2019-20
Net worth	813,296	715,626
non-current liabilities	9,904	19,808
Current liabilities	53,121	29,528
Total	876,321	764,962

FINANCIAL STATEMENTS

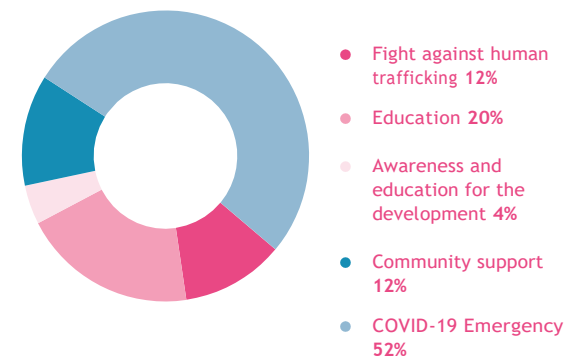
Profit and Loss Account (in Euros)

Profit and Loss	2020-21	%	2019-20	%
Income				
Income from own activity	794,885	98.7%	842,808	97%
Collaborating Partner Fees	578,999	72%	581,575	67%
Income from promotions, sponsors and collaborations	52,554	7%	112,155	13%
Subsidies, donations and bequests allocated to the surplus for the year	163,332	20%	149,078	17%
Sales	9,244	1.1%	24,381	3%
Financial income and other income	1,064	0.1%	2,808	0.3%
Total income	179	0.0%	110	0.0%
Total income	805,372		870,107	
Expenses				
Social mission expenses	592,680	79%	828,446	85%
Resource hiring and management	158,716	21%	151,580	15%
Total expenses	751,396		980,025	
Surplus/deficit	53,976		-109,918	

SOURCE OF INCOME



PROJECT EXPENSES





VISITS@MUMBAISMILES.ORG

+ 91 8082671413

WWW.MUMBAISMILES.ORG